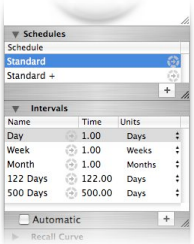


The Burn Wheel

Mindburning is all about reviewing your notes at a set number of intervals. The Burn Wheel is a visual guide to your note's scheduled intervals.

Each review interval is shown as a segment on the Burn Wheel. You can instantly see if one (or perhaps more) reviews are due, how many you have left to go and how many you have completed.

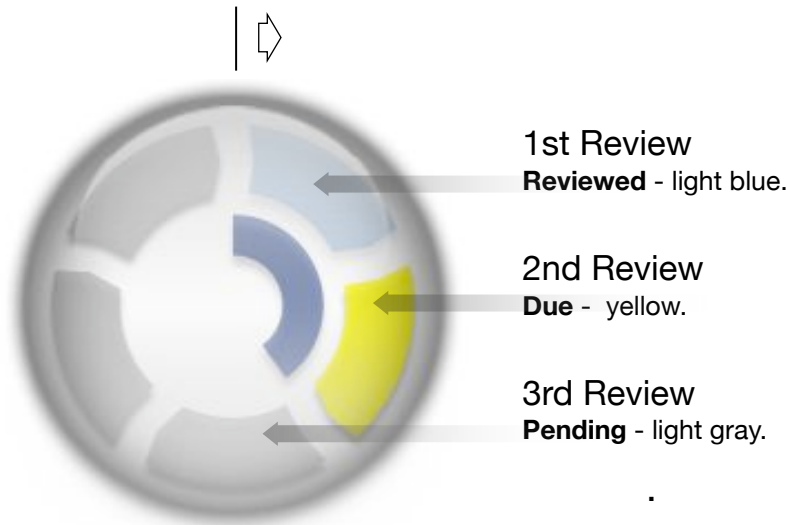
Burn Wheel icons are used throughout Mindburn to keep you informed on your progress. The larger Burn Wheel in the Inspector also indicates elapsed time and is selectable.



You have full control over your schedules and intervals. Create, delete or edit them in the Inspector to best suit your memory needs.

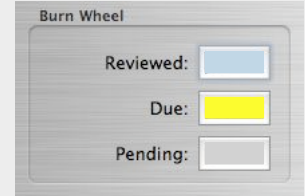
As time passes more interval segments become due. When you review them (double click) they change to the reviewed color (light blue).

The graph also shows the intervals, it uses the same color key as the Burn Wheel.

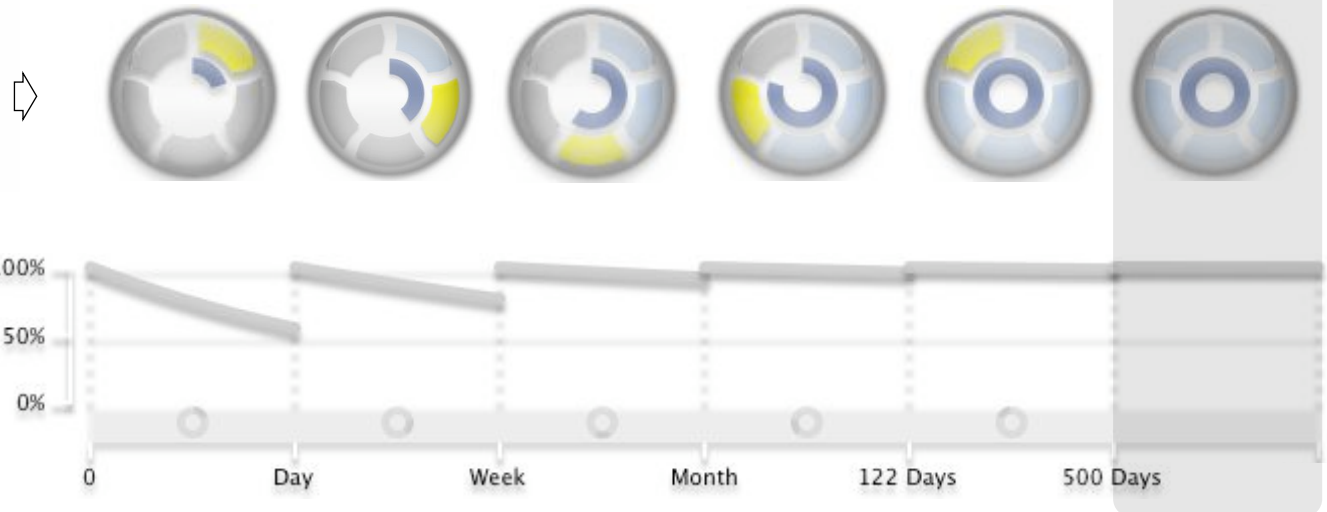


Color Key

Color is used to indicate the status of your review intervals.



Customize your colors in the Preference Panel.



The Burn Wheel in the Inspector is selectable. Click on a segment to show intervals in other panels. Same goes for the graph too.

For more in-depth information please take a look at **Mindburn's help** system, check out the web site at: mindburn.com
[This poster was created with the Works Well application from drawwell.com]